

DISHA SOCIAL ORGANIZATION, SULTANPUR-CHILKANA, SAHARANPUR


CONSOLIDATED BALANCE SHEET AS ON 31.03.2022

LIABILITIES	ANNX. AMOUNT(Rs.) NO.	ASSETS	ANNX. AMOUNT(Rs.) NO.	AMOUNT(Rs.)
CAPITAL FUND		FIXED ASSETS		
Opening Bal. as on 1-4-2021	45,27,854.00	(Against Programme)		
		Original Cost	3	92,80,052.00
Less: Depreciation charged during the year	(1,68,518.00)	Less: Depreciation up to date		<u>49,20,718.00</u>
		WDV		43,59,334.00
	<u>43,59,336.00</u>	(Against General Fund)	3	
GENERAL FUND		Original Cost		17,30,879.00
- Corpus Fund	15,23,506.00	Less: Dep. up to date		<u>8,83,239.00</u>
		WDV		8,47,640.00
-General Fund	15,86,406.97			
		CURRENT ASSETS		
CURRENT LIABILITIES		Cash In Hand	1	61,890.42
		Balance in Current/ SB A/cs	1	60,53,355.68
Unspent balances (net) of specific grants	5 1,10,86,575.13	FDRs with Banks	8	18,22,561.00
		Cheque in Hand		<u>5,26,820.00</u>
				84,64,627.10
Credit balances of staff, workers & others	6 2,38,547.00	LOANS AND ADVANCES		
		(Advances considered good & recoverable in cash or in kind for value to be received)		
Inter-Project advances (contra items)	7 2,93,854.89	Imprest, Loans & Advances to Staff workers & other for exp. etc.	4	7,65,701.00
		Inter - Project Advances (Contra items)	7	2,93,854.89
		Revolving Fund to SHG Members (For Income Generation Activities)		43,57,069.00
TOTAL	1,90,88,225.99	TOTAL		1,90,88,225.99

Note:- Significant accounting policies and notes to accounts, forming part of accounts are enclosed.

AS PER OUR REPORT OF EVEN DATE
FOR M.K. GUPTA & ASSOCIATES
CHARTERED ACCOUNTANTS

(CA. MAHESH KUMAR GUPTA)
PROPRIETOR



FOR DISHA SOCIAL ORGANIZATION

(KN. TIWARI)
SECRETARY

(MOHIT MITTAL)
TREASURER

PLACE : SULTANPUR-CHILKANA
DATED : 31.08.2022
UDIN : 22070783AQKKED2283

PLACE : SULTANPUR-CHILKANA
DATED : 31.08.2022
UDIN : 22070783AQKKED2283

DISHA SOCIAL ORGANIZATION, SULTANPUR-CHILKANA, SAHARANPUR
ANNEXURES WITH BALANCE SHEET AS ON 31.03.2022

CASH & BANK BALANCES AS ON 31.03.2022

ANNEXURE- 1

PROJECT	CASH IN HAND	BALANCE IN BANK ACCOUNTS
Foreign Projects		
KZE e.v (Misereor)	53,822.00	12,49,325.22
Indian Projects		
Youthreach	6,889.77	25,76,447.19
Impact (Indian)	-	1.74
General Account	1,178.65	1,48,241.53
CAPART	-	2,228.00
Depositors Education	-	77,112.00
Awareness Fund (Capart)	-	
Grow Fund	-	20,00,000.00
	61,890.42	60,53,355.68

DETAILS OF INTEREST RECEIVED ON SB A/Cs & FDRs

ANNEXURE- 2

S.NO.	PROJECT	AMOUNT
1	Foreign Fund (KZE.e.v.)	34,115.00
2	Foreign Fund (Rabo Bank)	13,946.00
3	Youthreach	11,821.00
4	Impact (Indian)	8,128.00
5	Capart	70.00
		68,080.00

ANNEXURE - 3

Attached separately

ANNEXURE 4

IMPREST, LOANS & ADVANCES TO STAFF , WORKERS & OTHERS FOR EXP. ETC. AS ON 31.03.2022

PROJECT	PARTICULARS	AMOUNT(RS.)
Foreign Projects		
	Loans / Advances / Imprest to staff members & others	6,028.00
	TDS (A.Y. 2013-14)	2,222.00
General Account		
	Advances / Imprest to staff members	5,000.00
	TDS (A.Y. 11-12)	67,747.00
	TDS (A.Y. 13-14)	7,781.00
	TDS (A.Y. 22-23)	7,499.00
	Income Tax Demand (AY 15-16)	6,49,818.00
Youthreach		
	Anirudh	4,795.00
	Paras Kamboj	2,748.00
Impact Project	Paras Kamboj	12,063.00
		7,65,701.00



(K.N. TIWARI)
SECRETARY

(MOHIT MITTAL)
TREASURER

DISHA SOCIAL ORGANISATION ,SULTANPUR-CHILKANA, SAHARANPUR

ANNEXURES WITH BALANCE SHEET AS ON 31.03.2022

ANNEXURE 5

EAR-MARKED FUNDS / UNSPENT BALANCE OF GRANTS

PROJECT	AMOUNT(RS.)	TOTAL(RS.)
<u>FOREIGN GRANTS</u>		
KZE e.v (Misereor)(New)	12,63,901.38	
Rabo Bank	1,20,687.05	
		13,84,588.43
<u>INDIAN GRANTS</u>		
NABARD (Kisan Club, LKW)	52,095.00	
NABARD (200 SHG Linkage-Saharanpur)	1,24,500.00	
Youth Reach	74,25,774.96	
Ilmpact, New Delhi	1.74	
Child Education Programme, Roorkee	30,900.00	
NABARD (200 SHG Linkage-Sahaspur)	84,231.00	
EdelGive Foundation (Grow Fund)	20,00,000.00	97,17,502.70
Sub total (A)		1,11,02,091.13
<u>EXCESS OF EXPENDITURE AGAINST GRANTS</u>		
<u>INDIAN GRANTS</u>		
CAPART (Work Comp.)	15,516.00	15,516.00
Sub total (B)		15,516.00
Net unspent balances of Specified Grants (A-B)		1,10,86,575.13

ANNEXURE 6

CREDIT BALANCE OF STAFF, WORKERS AND OTHERS

PROJECT	PARTICULARS	AMOUNT(RS.)
Foreign Projects	EPF payable (FF)	2,681.00
	ESIC Payable (FF)	9,759.00
	Credit balances of others	0.70
	Other payable (Audit Fees)	25,665.00
Indian Projects	Insurance of Clients (Youth Reach)	6,300.00
	Tara Livelihood (Youth Reach)	18,946.00
	ESIC Payable (Youth Reach)	2,748.00
	Audit Fee Payable(Youthreach)	20,000.00
	TDS Payable (Youth Reach)	1,000.00
	ESIC Payable (Ilmpact)	12,063.00
	Local contribution payable (Capart)	92,727.20
General A/c	TDS Payable	6,300.00
	Other Payable	36,383.00
	Sh. Pawan Singh Rawat	3,974.10
		2,38,547.00



(K.N. TIWARI)
SECRETARY

(MOHIT MITTAL)
TREASURER

DISHA SOCIAL ORGANISATION, SULTANPUR-CHILKANA, SAHARANPUR

ANNEXURES WITH BALANCE SHEET AS ON 31.03.2022

ANNEXURE 7

INTER PROJECT ADVANCES

PROJECT FROM	PROJECT TO	AMOUNT(RS.)
General A/c	CAPART (Work Component)	2,128.80
	Foreighn Fund	0.09
Promotion & Linkage of 200 SHGs (Sahaspur)	General Account	84,231.00
Formation of Kissan Club, LKO	General A/c	52,095.00
Promotion & Linkage of 200 SHGs Saharanpur	General A/c	1,24,500.00
Child Education Programme (TARA)	General A/c	30,900.00
TOTAL		2,93,854.89

ANNEXURE 8

FDRs WITH BANK

Against Foreign Fund Projects

- With UCO Bank 1,11,299.00

Against General Account

- With PNB 18,545.00
 - With PNB 92,717.00
 - With UCO Bank 16,00,000.00

TOTAL

18,22,561.00



(Signature)
 (K.N. TIWARI)
 SECRETARY

(Signature)
 (MOHIT MITTAL)
 TREASURER

DISHA SOCIAL ORGANIZATION, SULTANPUR-CHILKANA, SAHARANPUR
SUMMARY OF FIXED ASSETS & DEPRECIATION (As on 31-03-2022)

ANNEXURE - 3

Sl. No.	GROUP OF ASSETS	ORIGINAL COST			DEPRECIATION			WRITTEN DOWN VALUE	
		As on 1-4-21	Addition/ Sale	As on 31-3-22	Up to 31-3-21	For the Year	Total Upto	As on	As on
			during the year			2021-22	31.03.2022	31.03.2021	31.03.2022
A	PROJECT / PROGRAMMES								
1	LAND								
	At Khera Mawat	6,000	-	6,000	-	-	-	6,000	6,000
	At Uttar Kashi	31,512	-	31,512	-	-	-	31,512	31,512
2	BUILDING								
	Godown Khera Mawat	79,404	-	79,404	33,790	1,294	35,084	45,614	44,320
	Training Centre at Uttarkashi	7,07,922	-	7,07,922	2,21,408	11,539	2,32,947	4,86,514	4,74,975
	Training Centre Sult. pur Chilkana	34,69,298	-	34,69,298	8,45,865	56,550	9,02,415	26,23,433	25,66,883
3	Water lines & Sanitary fittings	98,328	-	98,328	21,262	1,603	22,865	77,066	75,463
4	Short Stay Home at Sultanpur	1,71,965	-	1,71,965	35,407	2,803	38,210	1,36,558	1,33,755
5	Vehicles	2,62,806	-	2,62,806	2,62,805	-	2,62,805	1	1
6	Cycles	13,166	-	13,166	13,165	-	13,165	1	1
7	Electrical Equipments (old w/o)	2,26,259	-	2,26,259	2,26,258	-	2,26,258	1	1
8	Electrical Equipments (new)	6,600	-	6,600	2,190	467	2,657	4,410	3,943
9	Communication equipments	1,43,011	-	1,43,011	1,43,010	-	1,43,010	1	1
10	Furniture & Fittings	3,57,935	-	3,57,935	3,57,934	-	3,57,934	1	1
11	Office & Library equipments	4,08,818	-	4,08,818	4,08,817	-	4,08,817	1	1
12	Assets at Training centre	6,28,613	-	6,28,613	6,28,612	-	6,28,612	1	1
13	Assets at D.Dun centre	13,770	-	13,770	13,769	-	13,769	1	1
14	Generators	70,374	-	70,374	70,373	-	70,373	1	1
15	Computer & printers (w/o)	3,72,819	-	3,72,819	3,72,818	-	3,72,818	1	1
16	Computer & printers	86,150	-	86,150	86,149	-	86,149	1	1
17	Laptop (1 no.)	41,840	-	41,840	37,552	4,287	41,839	4,288	1
18	Assets at Vocational Training Center at Jhabrera (as per details attached)	7,31,741	-	7,31,741	5,57,746	24,479	5,82,225	1,73,995	1,49,516
19	Assets at Tailoring centres(ONGC)	2,53,700	-	2,53,700	49,233	13,119	62,352	2,04,467	1,91,348
19	Other misc. assets	78,421	-	78,421	74,884	3,536	78,420	3,537	1
20	Scrap items	2,000	-	2,000	-	-	-	2,000	2,000
21	Digital Cameras	66,140	-	66,140	66,139	-	66,139	1	1
22	Solar Engery Plant	8,51,710	-	8,51,710	1,89,034	40,456	2,29,490	6,62,676	6,22,220
23	Mobile	4,050	-	4,050	945	192	1,137	3,105	2,913
24	Picco Projector	26,500	-	26,500	7,501	1,874	9,375	18,999	17,125
25	Motor Cycle (1)	58,700	-	58,700	22,506	5,577	28,083	36,194	30,617
26	Digital Camera (1)	10,500	-	10,500	3,026	742	3,768	7,474	6,732
20	Diff. Due to rounding off	-	-	-	2	-	2	(2)	(2)
TOTAL(A)		92,80,052	-	92,80,052	47,52,200	1,68,518	49,20,718	45,27,852	43,59,334

Secretary

Treasurer



Contd.....

DISHA SOCIAL ORGANIZATION, SULTANPUR-CHILKANA, SAHARANPUR

ANNEXURE - 3

SUMMARY OF FIXED ASSETS & DEPRECIATION (As on 31-03-2022)

Sl. No.	GROUP OF ASSETS	ORIGINAL COST			DEPRECIATION			WRITTEN DOWN VALUE	
		As on 1-4-21	Addition/ Sale	As on 31-3-22	Up to 31-3-21	For the Year	Total Upto	As on	As on
			during the year			2021-22	31.03.2022	31.03.2021	31.03.2022
B	GENERAL ACCOUNT								
1	Land at Moh. Mandir Ji	1	-	1	-	-	-	1	1
2	*Building Construction (Hall)	6,86,811.00	-	6,86,811	64,379	11,195	75,574	6,22,432	6,11,237
3	Assets at Training centre (As per details)	5,38,228	-	5,38,228	4,38,549	16,253	4,54,802	99,679	83,426
4	Submersible Pump	30,655	-	30,655	30,654	-	30,654	1	1
5	Television	16,030	-	16,030	16,029	-	16,029	1	1
6	Assets at Dehradun Centre	5,500	-	5,500	5,499	-	5,499	1	1
7	Santro Car	60,000	-	60,000	41,087	5,700	46,787	18,913	13,213
8	Laptop (1 no.)	27,155	-	27,155	27,154	-	27,154	1	1
9	Car (Alto)	3,66,500	-	3,66,500	1,91,923	34,817	2,26,740	1,74,577	1,39,760
10	Diff. Due to rounding off	-1	-	-1	0	-	0	-1	(1)
	Total(B)	17,30,879	0	17,30,879	8,15,274	67,965	8,83,239	9,15,605	8,47,640

Notes-The assets for which, depreciation for F.Y 2021-22 exceeds the W.D.V, have been fully written off leaving nominal value of Rs 1/- for records.


Assets at Vocational Training Centre at Jhabrera (Project / Programmes)

1	Computers	2,53,301	-	2,53,301	2,53,300	-	2,53,300	1	1
2	Laptop (2 nos.)	78,950	-	78,950	78,949	-	78,949	1	1
3	Computer Spares	10,199	-	10,199	10,198	-	10,198	1	1
4	Digital Camera	18,500	-	18,500	18,499	-	18,499	1	1
5	Generator 7.5 KVA	50,500	-	50,500	33,586	2,399	35,985	16,914	14,515
6	Electrical Equipments	10,590	-	10,590	10,324	265	10,589	266	1
7	Furniture & Fittings	64,012	-	64,012	56,055	4,052	60,107	7,957	3,905
8	Assets at Literacy Centre	15,550	-	15,550	8,306	984	9,290	7,244	6,260
9	Motor Bike	49,159	-	49,159	32,792	4,670	37,462	16,367	11,697
10	Assets at Tailoring centre	83,900	-	83,900	23,222	4,067	27,289	60,678	56,611
11	LCD Projector	37,550	-	37,550	12,518	2,655	15,173	25,032	22,377
12	MS Office Software	15,330	-	15,330	11,274	2,485	13,759	4,056	1,571
13	Aqua Guard	10800	-	10800	2,298	764	3,062	8,502	7,738
14	Microwave	6000	-	6000	1,275	424	1,699	4,725	4,301
15	Refrigreater	13400	-	13400	2,849	947	3,796	10,551	9,604
16	Cooler	14,000	-	14,000	2,301	767	3,068	11,699	10,932
	Total	7,31,741	0	7,31,741	5,57,746	24,479	5,82,225	1,73,995	1,49,516

Secretary

Treasurer

Contd.....



DISHA SOCIAL ORGANIZATION, SULTANPUR-CHILKANA, SAHARANPUR
SUMMARY OF FIXED ASSETS & DEPRECIATION (As on 31-03-2022)

Sl. No.	GROUP OF ASSETS	ORIGINAL COST			DEPRECIATION			WRITTEN DOWN VALUE	
		As on 1-4-21	Addition/ Sale	As on 31-3-22	Up to 31-3-21	For the Year	Total Upto	As on	As on
			during the			2021-22	31.03.2022	31.03.2021	31.03.2022
			year						


Assets at Tailoring centres Dehradun (ONGC)

1	Usha Sewing Machines	78000	-	78000	13,917.00	3,705.00	17,622	64,083.00	60,378
2	Usha Sewing machines Picco	47000	-	47000	8,387.00	2,233.00	10,620	38,613.00	36,380
3	Usha Interlocking machine	14600	-	14600	2,606.00	694.00	3,300	11,994.00	11,300
4	Usha Sewing Machine TA - 1	31600	-	31600	5,638.00	1,501.00	7,139	25,962.00	24,461
5	Scissors, ancillary tools	15000	-	15000	2,678.00	713.00	3,391	12,322.00	11,609
6	MATS	6500	-	6500	1,542.00	411.00	1,953	4,958.00	4,547
7	Chairs	10000	-	10000	2,371.00	633.00	3,004	7,629.00	6,996
8	Stool	20000	-	20000	4,741.00	1,266.00	6,007	15,259.00	13,993
9	Wooden Tables	9000	-	9000	2,135.00	570.00	2,705	6,865.00	6,295
10	Almirah	16000	-	16000	3,794.00	1,013.00	4,807	12,206.00	11,193
11	Chairs	3000	-	3000	712.00	190.00	902	2,288.00	2,098
12	Office Table	3000	-	3000	712.00	190.00	902	2,288.00	2,098

Total	253700	0	253700	49,233.00	13,119.00	62352	2,04,467.00	191348
--------------	---------------	----------	---------------	------------------	------------------	--------------	--------------------	---------------

[Signature]

[Signature]



DISHA SOCIAL ORGANIZATION, SULTANPUR-CHILKANA, SAHARANPUR

SUMMARY OF FIXED ASSETS & DEPRECIATION (As on 31-03-2022)

(ASSETS AT TRAINING CENTER - GENERAL A/C)

Sl. No.	GROUP OF ASSETS	ORIGINAL COST			DEPRECIATION			WRITTEN DOWN VALUE	
		As on 1-4-21	Addition/ Sale	As on 31-3-22	Up to 31-3-21	For the Year	Total Upto	As on	As on
			during the			2021-22	31.03.2022	31.03.2021	31.03.2022
			year						
1	Ceiling Fan	1,730	-	1,730	1729	-	1729	1	1
2	Utencils	22,858	-	22,858	22,857	-	22,857	1	1
3	Bed linen	60,486	-	60,486	60,485	-	60,485	1	1
4	Furniture	1,01,809	-	1,01,809	86,676	6,445	93,121	15,133	8,688
5	Repair & Maintenance	26,771	-	26,771	26,770	-	26,770	1	1
6	Tape Recorder	850	-	850	849	-	849	1	1
7	Water Heaters	7,100	-	7,100	7,099	-	7,099	1	1
8	Computers	58,713	-	58,713	58,712	-	58,712	1	1
9	Computer Laser Printer (Canon)	18,600	-	18,600	18,599	-	18,599	1	1
10	Book Shelf(1)	2,200	-	2,200	2,199	-	2,199	1	1
11	Mattress	2,000	-	2,000	1,999	-	1,999	1	1
12	Wooden Almira(6)	20,825	-	20,825	20,824	-	20,824	1	1
13	Wooden Table(9 no.)	20,912	-	20,912	14,565	1,324	15,889	6,347	5,023
14	Stools (PVC) (10 nos.)	1,249	-	1,249	849	79	928	400	321
15	Telephone	220	-	220	219	-	219	1	1
16	Cycle	12,430	-	12,430	8,123	1,181	9,304	4,307	3,126
17	Cycle (Exerciser)	10,000	-	10,000	4,641	707	5,348	5,359	4,652
18	Digital Camera & accessories(2)	10,300	-	10,300	10,299	-	10,299	1	1
19	Coolers/Water Filter	12,920	-	12,920	12,564	355	12,919	356	1
20	Water & Sanitary fittings	26,330	-	26,330	5,419	429	5,848	20,911	20,482
21	Electrical equipments	21,100	-	21,100	12,887	1,492	14,379	8,213	6,721
22	Diesel Engine 12 HP (1no.)	24,885	-	24,885	11,865	1,182	13,047	13,020	11,838
23	Weight Machine	14,990	-	14,990	5,996	712	6,708	8,994	8,282
24	DVD Player (1)	1,750	-	1,750	1,488	124	1,612	262	138
25	Inverter/ Battery	25,000	-	25,000	12,584	1,768	14,352	12,416	10,648
26	Steel Box	5,850	-	5,850	2,801	370	3,171	3,049	2,679
27	Projector (Dell)	25,000	-	25,000	24,999	-	24,999	1	1
28	Dish Antena	1,350	-	1,350	452	85	537	898	813
Total		5,38,228	0	5,38,228	4,38,549	16,253	4,54,802	99,679	83,426

ASSETS AT TAILORING CENTRE (PART OF YOUTH REACH) (2017-2018)

Sl. No.	GROUP OF ASSETS	ORIGINAL COST			DEPRECIATION			WRITTEN DOWN VALUE	
		As on 1-4-21	Addition/ Sale	As on 31-3-22	Up to 31-3-21	For the Year	Total Upto	As on	As on
			during the			2021-22	31.03.2022	31.03.2021	31.03.2022
			year						
1	Sewing machines (17)	66600	0	66,600	18146	3163	21309	48,454	45,291
2	GI cover for macines (15)	4500	0	4,500	1228	214	1442	3,272	3,058
3	Truncks (1)	1200	0	1,200	340	57	397	860	803
4	Truncks (5)	7500	0	7,500	1971	356	2327	5,529	5,173
5	Ceiling fan (Havell) (1)	2300	0	2,300	931	163	1094	1,369	1,206
6	Table (1)	1800	0	1,800	606	114	720	1,194	1,080
Total of Sewing Centre		83900	0	83900	23222	4067	27289	60678	56611

Secretary

Treasurer

